



Protection is never under lockdown: Care and maintenance tips for your machines

Energy lives here™

PLEASE SELECT A RELEVANT TIP BY CLICKING ON THE ICONS BELOW

Hydraulic systems



Gearboxes



Greased bearings



Machine tool lubrication



4 steps for synthetic
gear oil upgrade





Protection is never under lockdown.

Care and maintenance tips

Machines under shutdown may require additional care upon start up. Here are some tips to help ensure your machines and your business picks up right from where it left off.

HYDRAULIC SYSTEMS



Check for water
in the system
and drain



Check oil level.
Change filters
if necessary



Release
the air out
of the system



Circulate
the oil at
low pressure


These tips are offered only as recommendations without liability to ExxonMobil. Customers should conduct their own analysis before making a decision. All actions should comply with the machine manual and be in conformity with applicable labor safety regulations.

For more details, email us at thd@exxonmobil.com

© 2020 Exxon Mobil Corporation. All trademarks used herein are trademarks or registered trademarks of Exxon Mobil Corporation or one of its subsidiaries.

Protection is never under lockdown.

Care and maintenance tips



Machines under shutdown may require additional care upon start up. Here are some tips to help ensure your machines and your business picks up right from where it left off.

GEARBOXES



Check the oil level
and top up
if required



Remove any
water and
deposits



Check the filters
and replace
if necessary

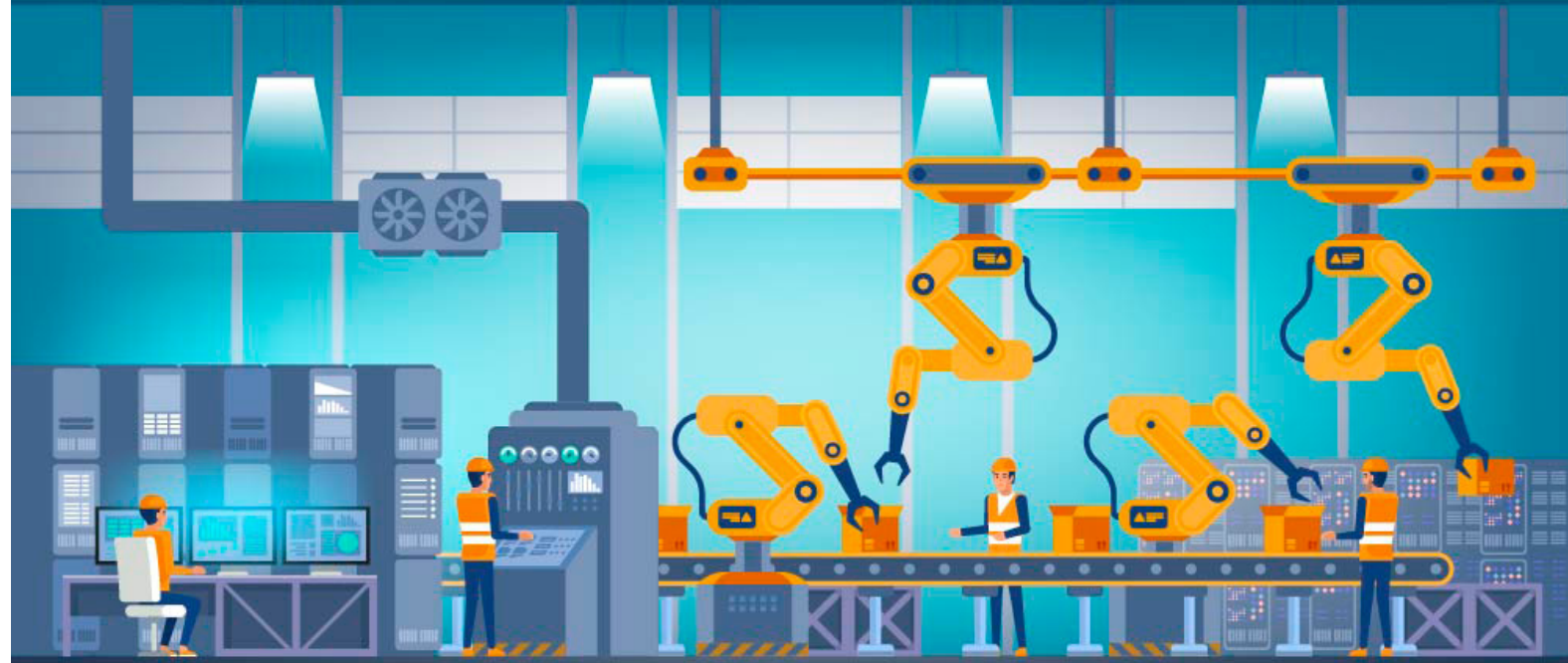


Start
the gear box
under low
loading

These tips are offered only as recommendations without liability to ExxonMobil. Customers should conduct their own analysis before making a decision. All actions should comply with the machine manual and be in conformity with applicable labor safety regulations.

For more details, email us at thd@exxonmobil.com

© 2020 Exxon Mobil Corporation. All trademarks used herein are trademarks or registered trademarks of Exxon Mobil Corporation or one of its subsidiaries.



Protection is never under lockdown.

Care and maintenance tips

Machines under shutdown may require additional care upon start up. Here are some tips to help ensure your machines and your business picks up right from where it left off.

GREASED BEARINGS



Inspect grease lines and nipples for dust and grease hardening



Re-grease all bearings and purge grease lines and grease points



Start up at slow speed and low load



Monitor bearing temperature and vibrations after start up

These tips are offered only as recommendations without liability to ExxonMobil. Customers should conduct their own analysis before making a decision. All actions should comply with the machine manual and be in conformity with applicable labor safety regulations.

For more details, email us at thd@exxonmobil.com

© 2020 Exxon Mobil Corporation. All trademarks used herein are trademarks or registered trademarks of Exxon Mobil Corporation or one of its subsidiaries.

Protection is never under lockdown.

Care and maintenance tips

Machines under shutdown may require additional care upon start up. Here are some tips to help ensure your machines and your business picks up right from where it left off.

MACHINE TOOL LUBRICATION



Remove any tramp oil from the surface of the water based coolant



Measure coolant concentration and pH (for bacterial growth)



Check levels of key machine oils - slideway and hydraulic



Regularly circulate the coolant for three hours and re-check concentration


These tips are offered only as recommendations without liability to ExxonMobil. Customers should conduct their own analysis before making a decision. All actions should comply with the machine manual and be in conformity with applicable labor safety regulations.

For more details, email us at thd@exxonmobil.com

© 2020 Exxon Mobil Corporation. All trademarks used herein are trademarks or registered trademarks of Exxon Mobil Corporation or one of its subsidiaries.

Protection is never under lockdown.

Care and maintenance tips



Machines under shutdown may require additional care upon start up. Here are some tips to help ensure your machines and your business picks up right from where it left off.

• SYNTHETIC GEAR OIL UPGRADE •



Using current mineral gear oil (Mobilgear 600 XP 460), run the gear box and check its temperature



Drain the system completely of oil. Inspect gears and clean filters



Fill gear box with fresh Mobil SHC 634 and slowly increase load and speed



Monitor gear box temperature and condition, and the oil drain interval

These tips are offered only as recommendations without liability to ExxonMobil. Customers should conduct their own analysis before making a decision. All actions should comply with the machine manual and be in conformity with applicable labor safety regulations.

For more details, email us at thd@exxonmobil.com

© 2020 Exxon Mobil Corporation. All trademarks used herein are trademarks or registered trademarks of Exxon Mobil Corporation or one of its subsidiaries.